

New Electronics

Circuitry based on graphite may provide a foundation for devices that handle electrons as waves.

BY JOHN TOON

@ An ultra-thin graphite material could provide the basis for a new generation of nanometer-scale devices that manipulate electrons as waves.

A study of how electrons behave in circuitry made from ultra-thin layers of graphite — known as graphene — suggests the material could provide the foundation for a new generation of nanometer-scale devices that manipulate electrons as waves — much like photonic systems control light waves.

Researchers at the Georgia Institute of Technology and the Centre National de la Recherche Scientifique (CNRS) in France have measured electron transport properties in graphene that are comparable to those seen in carbon nanotubes. Unlike carbon nanotubes, however, graphene circuitry can be produced using established microelectronics techniques, which allows researchers to envision a “road map” for future, high-volume production. The research was

published in the May 26 issue of the journal *Science*.

“We have shown that we can make the graphene material, that we can pattern it and that its transport properties are very good,” says Walt de Heer, a professor in Georgia Tech’s School of Physics. “The material has high electron mobility, which means electrons can move through it without much scattering or resistance. It is also coherent, which means electrons move through the graphene much like light travels through waveguides.”

The results should encourage further development of graphene-based electronics, though de Heer cautions that practical devices may be a decade away.

“This is really the first step in a very long path,” he says. “We are at the proof-

of-principle stage, comparable to where transistors were in the late 1940s. We have a lot to do, but I believe this technology will advance rapidly.”

The research, begun by de Heer’s team in 2001, is supported by the U.S. National Science Foundation and the Intel Corporation.

In their paper, the researchers report seeing evidence of quantum confinement effects in their graphene circuitry, meaning electrons can move through it as waves. “The graphene ribbons we create are really like waveguides for electrons,” de Heer says.

Because carbon nanotubes conduct electricity with virtually no resistance, they have attracted strong interest for use in transistors and other devices. However, the discrete nature of nanotubes — and variability in their properties — pose significant obstacles to their use in practical devices. By contrast, continuous graphene circuitry can be produced using standard microelectronics processing techniques.

“Nanotubes are simply graphene that has been rolled into a cylindrical shape,” de Heer explains. “Using narrow ribbons of graphene, we can get all the properties of nanotubes because those properties are due to the graphene and the confinement of the electrons, not the nanotube structures.”

RIGHT: Georgia Tech Professor Walt de Heer holds a proof-of-principle device constructed of graphene.




PHOTO BY GARY MEEB




PHOTO BY GARY MEEK


ABOVE: Researchers Xuebin Li and Claire Berger monitor high-temperature graphene growth in an induction furnace.

CONTACTS

Walt de Heer at
404-894-7880 or
deheer@electra.
physics.gatech.edu

Phil First at
404-894-0548 or
first@
physics.gatech.edu

PHOTO BY GARY MEEK



ABOVE: This close-up image shows a proof-of-principle device based on graphene circuitry.

De Heer envisions using the graphene electronics for specialized applications, potentially within conventional silicon-based systems.

“We have shown that we can interconnect graphene, put current into it, and take current out,” he says. “We have a very promising electronic material. We see graphene as a platform, a canvas on which we can work.”

De Heer and collaborators Claire Berger, Zhimin Song, Xuebin Li, Xiaosong Wu, Nate Brown, Tianbo Li, Joanna Hass, Alexei Marchenkov, Edward Conrad and Phillip First of Georgia Tech and Didier Mayou and Cecile Naud of CNRS start with a wafer

of silicon carbide, a material made up of silicon and carbon atoms. By heating the wafer in a high vacuum, they drive silicon atoms from the surface, leaving a thin continuous layer of graphene.

Next, they spin-coat onto the surface a photo-resist material of the kind used in established microelectronics techniques. Using electron-beam lithography, they produce patterns on the surface, then use conventional etching processes to remove unwanted graphene.

“We are doing lithography, which is completely familiar to those who work in microelectronics,” de Heer says. “It’s exactly what is done in microelectronics, but with a different material. That is the appeal of this process.”

Using electron beam lithography in Georgia Tech’s Microelectronics Research Center, they’ve created feature sizes as small as 80 nanometers. The graphene circuitry demonstrates high electron mobility — up to 25,000 square centime-

ters per volt-second — showing that electrons move with little scattering. The researchers expect to see ballistic transport at room temperature when they make structures small enough.

So far, they have built an all-graphene planar field-effect transistor. The side-gated device produces a change in resistance through its channel when voltage is applied to the gate. However, this first device has a substantial current leak, which the team expects to eliminate with minor processing adjustments.

The researchers have also built a working quantum-interference device, a ring-shaped structure that would be useful in manipulating electronic waves.

@ Read more at gtresearchnews.gatech.edu/newsrelease/graphene_science.htm

LEFT: A scanning electron microscope image of a nano-patterned epitaxial ultra-thin film of graphene shows a hall bar structure used to measure transport properties under magnetic fields.




IMAGE COURTESY OF PHILLIP FIRST